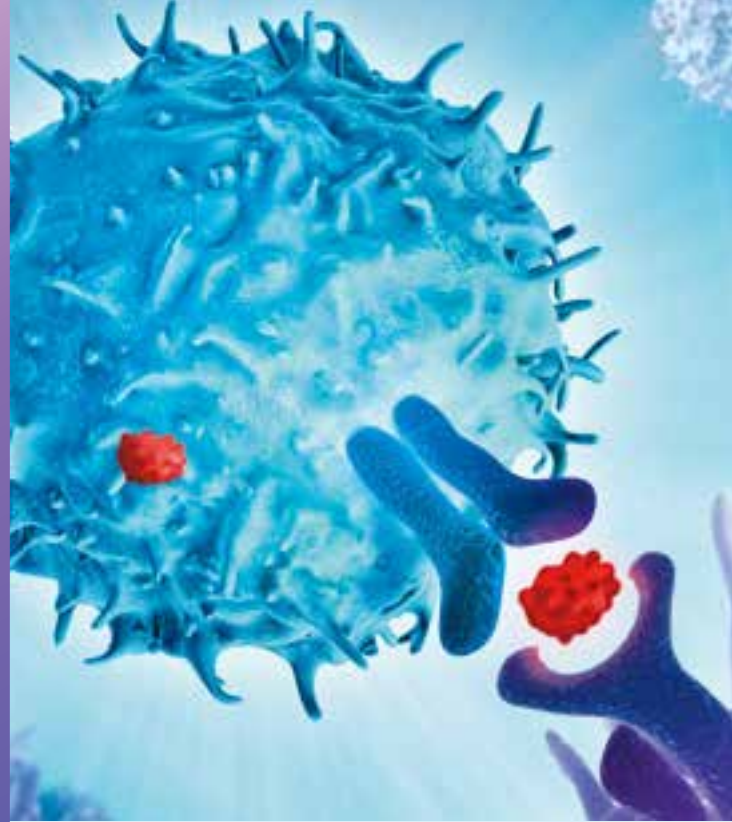




SARS-CoV2 相關研究工具

買就送 購買 MACS 任一品項
送 smartstrainers
25 個 /30 μ m



SARS-CoV-2 成為全球性威脅，**Miltenyi Biotec** 將致力於幫助研究人員度過這個充滿挑戰的時期。

Analysis of SARS-CoV-2-specific B cells

提供一種簡便的方式檢測外周血中循環的 Spike 和 RBD 特異性 B 胞的檢測、定量和表型分型

130-128-022	SARS-CoV-2 Spike B Cell Analysis Kit, human
130-128-032	SARS-CoV-2 RBD B Cell Analysis Kit, human

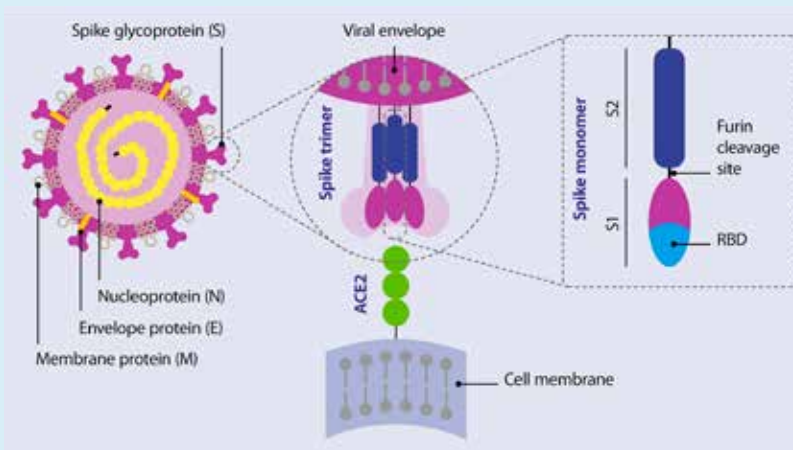
Enrichment of SARS-CoV-2-specific B cells

利用磁珠分選方式分離出 SARS-CoV-2-specific B cells

130-128-031	SARS-CoV-2 Spike B Cell MicroBead Kit, human
130-128-033	SARS-CoV-2 RBD B Cell MicroBead Kit, human

SARS-CoV-2 antigens

為研究人員提供了研究病毒特異性免疫反應的可能性，包括抗原特異性 B 細胞和抗體

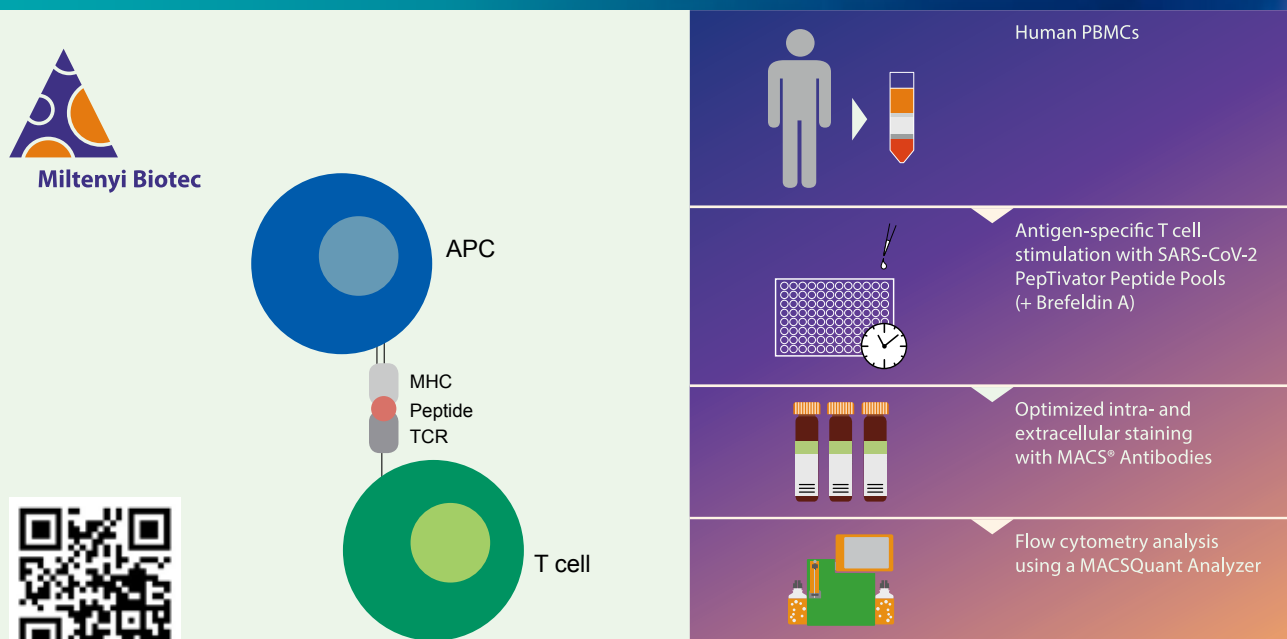


更多產品訊息



SARS-CoV-2 PepTivator pool

可用於加載抗原呈現細胞並刺激 **SARS-CoV-2** 特異性 T 細胞。後續可以檢測或分離 T 細胞以進行進一步研究，包括分析疫苗接種後的 T 細胞免疫或監測感染後的免疫狀態



Schematic overview of the workflow for stimulation and analysis of SARS-CoV-2-reactive T cells using the SARS-CoV-2 T Cell Analysis Kit (PBMC), human.

我們提供不同的肽庫，涵蓋野生型和突變型 **SARS-CoV-2** 變體的特定蛋白質

SARS-CoV-2 lineage	Protein	Sequence part	Quality grade	Product name
Wild-type variant	Whole proteome (structural and non-structural proteins)	Immunodominant sequences	Premium grade & MACS GMP	PepTivator SARS-CoV-2 Select
	Spike protein	Predicted immunodominant sequences	Research grade	PepTivator SARS-CoV-2 Prot_S
		Complete N-terminal S1 domain	Research grade	PepTivator SARS-CoV-2 Prot_S1
		Parts of the C-terminal S2 domain	Research grade	PepTivator SARS-CoV-2 Prot_S+
		Complete sequence of the mature protein	Research grade	PepTivator SARS-CoV-2 Prot_S Complete
	Nucleoprotein	Complete sequence	Research grade	PepTivator SARS-CoV-2 Prot_N
Membrane protein	Complete sequence	Research grade	PepTivator SARS-CoV-2 Prot_M	
Mutated variants	B.1.1.7. spike protein	Mutated regions (and WT reference)	Research grade	PepTivator SARS-CoV-2 Prot_S B.1.1.7
	B.1.1.7. nucleoprotein	Mutated regions (and WT reference)	Research grade	PepTivator SARS-CoV-2 Prot_N B.1.1.7
	B.1.351 spike protein	Mutated regions (and WT reference)	Research grade	PepTivator SARS-CoV-2 Prot_S B.1.351
	B.1.427/B.1.429 spike protein	Mutated regions (and WT reference)	Research grade	PepTivator SARS-CoV-2 Prot_S B.1.427/B.1.429
	B.1.525 spike protein	Mutated regions (and WT reference)	Research grade	PepTivator SARS-CoV-2 Prot_S B.1.525
	P.1 spike protein	Mutated regions (and WT reference)	Research grade	PepTivator SARS-CoV-2 Prot_S P.1
	B.1.617.1 spike protein	Mutated regions (and WT reference)	Research grade	PepTivator SARS-CoV-2 Prot_S B.1.617.1
	B.1.617.2 spike protein	Mutated regions (and WT reference)	Research grade	PepTivator SARS-CoV-2 Prot_S B.1.617.2

重組抗體 REAfinity™ Recombinant Antibodies

透過流式細胞術可以對 COVID 19 感染過程進行免疫監控

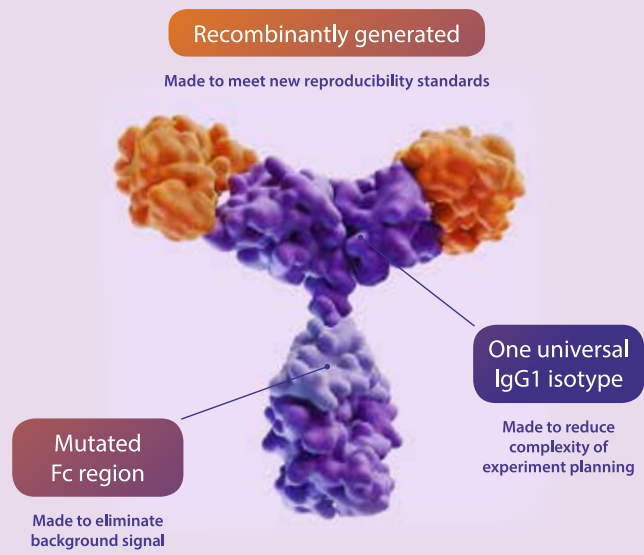


- 高純度和批次之間的一致性，提供更高的再現性
- 消除繁瑣且昂貴的 Fc 受體阻斷 (Fc receptor blocking) 步驟
- 單一通用的同型控制 (Isotype control)，大幅節省成本



更多相關訊息

- 批次間一致性高
- 通用同型對照抗體
- 無背景訊號干擾



下面表格是文獻常用的細胞標記，使用 REAfinity™ 重組抗體可以提高免疫表型的重現性和標準化

Immunophenotyping category	specific markers			
Cell subset	T cell	B cell	NK cell	Antigen presenting cell (DC, monocytes)
	CD3, CD4, CD8, CD27	CD19, CD20, IgA, IgM	CD56, CD16	CD14, CD11c, CD16
Naïve and memory marker	CD45RA, CD45RO, CD62L			
Transcription factor	Tbet, FoxP3, ROR γ t, Stat1, Stat5, Stat6, IRF4, TOX			
Intracellular cytokine	IFN γ , TNF α , IL2, IL-17A, IL-17F, IL-10, TGF-b, IL-6, IL-12, IL-21, GM-CSF			
Activation/Exhaustion marker	CD25, CD69, CD38, HLA-DR, PD-1, CD28, CD57, CCR7, CD127, CD95, CD107a, 41BB, CD40L, CTLA 4, TIGIT, TIM3, LAG3, NKG2A, KLRG1, CD137, CD86, CD80, CD244 (2B4)			
Cytoplasmic granule	Granzyme A, Granzyme B, Perforin			
Cell signaling protein	STAT, ERK, NFkB Check our cell signalling antibodies			
Proliferation marker	Ki67, PCNA, Bcl-6			
Adhesion molecule	CD11a, CD58, CD99			
Migration molecule	CCR4, CCR5, CCR6, CXCR3, CXCR4, CD197, CXCR5, CCR10			
SARS-CoV2 reactive protein	Neuropilin-1			